

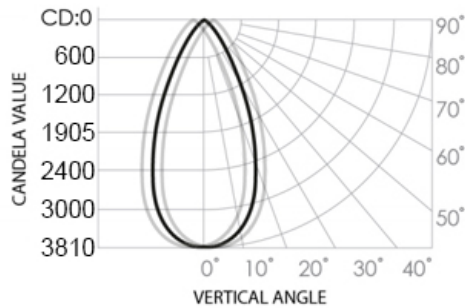
D700+.Trio Curve LED downlight Datasheet



Product codes

Unit: D700+.TRIO	Family: CR	Colour temp. (K): 3K	Beam angle (°): 55	Colour: B (Black) W (White)
----------------------------	----------------------	--------------------------------	------------------------------	--

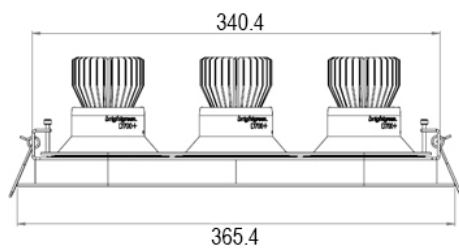
Photometrics



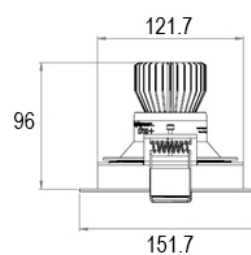
Lumen output: 2320lm
Colour temp.: 3000K
Efficacy: 55lm/W
Beam angle: 55°

Dimensions (mm)

Front view



Side view



Electrical

Input voltage: 220-240V	Power usage: 42W	Driver power factor: 0.88	IP rating: IP20	Surge protection: Yes
Cable length: 1.2m	Dimmable: Yes	Driver: BG-DRV:A-700/10		

Operational

Average temp.: 65°C	Ambient temp.: -28 to 60°C	Lifetime: 40000 hrs (@TA25)	Thermal rating: IC
-------------------------------	--------------------------------------	---------------------------------------	------------------------------

Physical

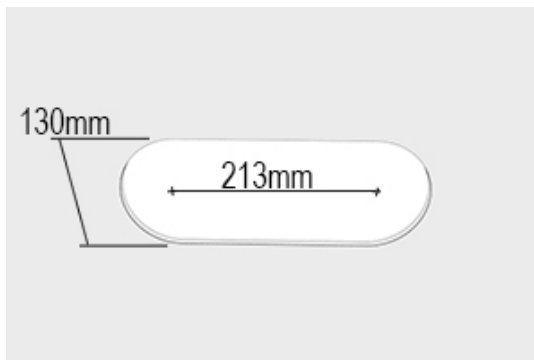
Weight: 1800g	Gimbal angle: Universal	Warranty: 7 years
-------------------------	-----------------------------------	-----------------------------

Compatibility


Recommended Dimmers:
Clipsal, Universal
Clipsal, Trailing Edge
Legrand 400T, Trailing Edge

*Compatible with many centralised control systems such as Clipsal C-Bus. All systems are unique, please call 1300 672 499 for advice on your installation.

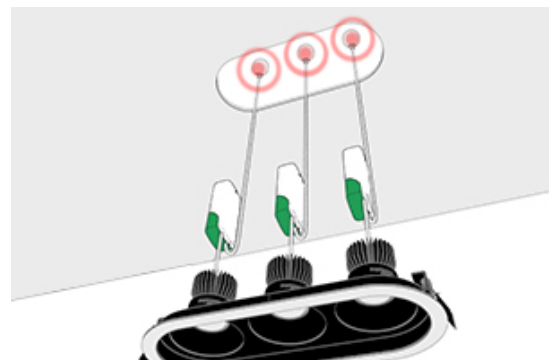
Installation




Step 1
Using a 130mm holesaw and a jigsaw, cut a hole as shown above, at the desired location.



Step 3
Pull the springs up and insert the fixture into the cutout.



Step 2
Plug the drivers to a mains power board located in the ceiling.



Step 4
Installation complete. Optionally the fascia can be painted to match the ceiling.